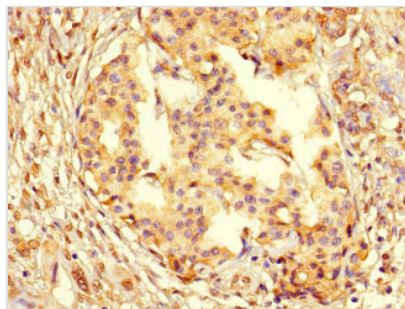




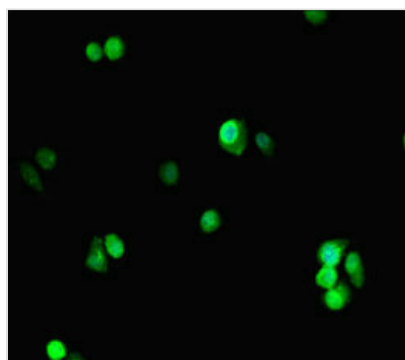
PCNA Antibody

Product Code	CSB-PA01567A0Rb
Storage	Upon receipt, store at -20°C or -80°C. Avoid repeated freeze.
Uniprot No.	P12004
Immunogen	Recombinant Human Proliferating cell nuclear antigen protein (1-261AA)
Raised In	Rabbit
Species Reactivity	Human, Mouse
Tested Applications	ELISA, WB, IHC, IF; Recommended dilution: WB:1:2000-1:10000, IHC:1:20-1:200, IF:1:50-1:200
Form	Liquid
Conjugate	Non-conjugated
Storage Buffer	Preservative: 0.03% Proclin 300 Constituents: 50% Glycerol, 0.01M PBS, PH 7.4
Purification Method	>95%, Protein G purified
Isotype	IgG
Clonality	Polyclonal
Product Type	Polyclonal Antibody
Immunogen Species	Homo sapiens (Human)
Research Area	Cell Biology
Gene Names	PCNA

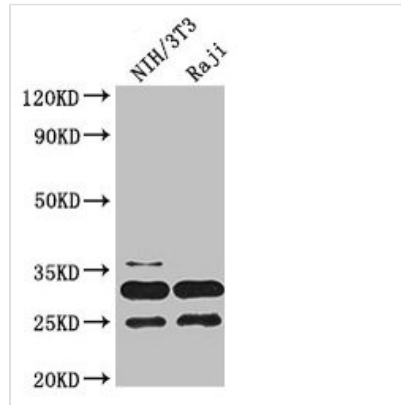
Image



Immunohistochemistry of paraffin-embedded human pancreatic cancer using CSB-PA01567A0Rb at dilution of 1:100



Immunofluorescent analysis of HepG2 cells using CSB-PA01567A0Rb at dilution of 1:100 and Alexa Fluor 488-conjugated AffiniPure Goat Anti-Rabbit IgG(H+L)



Western Blot

Positive WB detected in: NIH/3T3 whole cell lysate, Raji whole cell lysate

All lanes: PCNA antibody at 3.2 μ g/ml

Secondary

Goat polyclonal to rabbit IgG at 1/50000 dilution

Predicted band size: 29 kDa

Observed band size: 29, 25 kDa