





Phospho-AKT1 (T450) Antibody

| | |
|----------------------------|---|
| Product Code | CSB-PA000468 |
| Storage | Upon receipt, store at -20°C or -80°C. Avoid repeated freeze. |
| Uniprot No. | P31749 |
| Immunogen | Synthesized peptide derived from Human Akt1 around the phosphorylation site of T450. |
| Raised In | Rabbit |
| Species Reactivity | Human,Mouse,Rat |
| Tested Applications | WB, IHC, ELISA; WB:1:500-1:2000, IHC:1:100-1:300, ELISA:1:5000 |
| Form | Liquid |
| Conjugate | Non-conjugated |
| Storage Buffer | Liquid in PBS containing 50% glycerol, 0.5% BSA and 0.02% sodium azide. |
| Purification Method | The antibody was affinity-purified from rabbit antiserum by affinity-chromatography using epitope-specific immunogen. |
| Isotype | IgG |
| Product Type | Polyclonal Antibody |
| Immunogen Species | Homo sapiens (Human) |
| Gene Names | AKT1 |

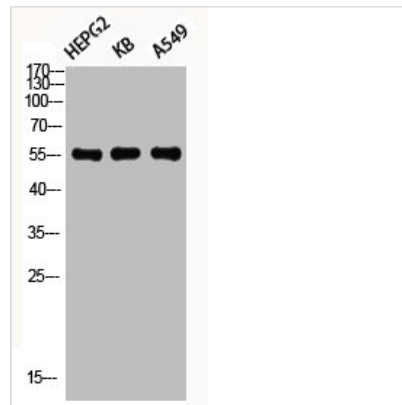
Image



Western Blot analysis of 453 cells using Phospho-Akt1 (T450) Polyclonal Antibody



Western Blot analysis of NIH-3T3 K562 HuvEc cells using Phospho-Akt1 (T450) Polyclonal Antibody



Western Blot analysis of HEPG2 KB A549 using Phospho-Akt1 (T450) Polyclonal Antibody